






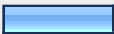

OETQ Student Survey 6- 12 Pre 2010 EWITT




|   |  |                  |                |
|---|--|------------------|----------------|
| 1. I have been told about the study and I know why it is being done and what to do. I know that I do not have to do it if I do not want to. If I have questions I can ask my teacher. I know that I can stop at any time. |  |                  |                |
|   |  | Response Percent | Response Count |
| I understand and will begin the survey.   |  | 100.0%           | 18             |
| I would rather not do it.   |  | 0.0%             | 0              |
|   | answered question  |                  | 18             |
|   | skipped question   |                  | 0              |




| 2. Where do you go to school?                                 |  |                  |                |
|---|--|------------------|----------------|
|   |  | Response Percent | Response Count |
| IS 53   |  | 0.0%             | 0              |
| IS 109  |  | 0.0%             | 0              |
| IS 137  |  | 0.0%             | 0              |
| IS 192  |  | 0.0%             | 0              |
| IS 210  |  | 0.0%             | 0              |
| IS 226  |  | 0.0%             | 0              |
| IS 238  |  | 0.0%             | 0              |
| MS 202  |  | 0.0%             | 0              |
| <b>PS 42</b>  |  | <b>100.0%</b>    | <b>18</b>      |
| PS 197  |  | 0.0%             | 0              |
| PS 223  |  | 0.0%             | 0              |
| PS/IS 116   |  | 0.0%             | 0              |
| PS/IS 225   |  | 0.0%             | 0              |
| Al-Ihsan Academy  |  | 0.0%             | 0              |
| August Martin HS  |  | 0.0%             | 0              |
| Beach Channel HS  |  | 0.0%             | 0              |
| Business Computer Application HS                              |  | 0.0%             | 0              |
| Christ Lutheran School  |  | 0.0%             | 0              |
| Devine Mercy Catholic Academy<br>Elementary and Middle School |  | 0.0%             | 0              |
| Far Rockaway HS   |  | 0.0%             | 0              |
| Grace Lutheran Day School                                     |  | 0.0%             | 0              |
| John Adams HS   |  | 0.0%             | 0              |
| Richmond Hill HS  |  | 0.0%             | 0              |





|                               |                          |      |           |
|-------------------------------|--------------------------|------|-----------|
| St. Francis De Sales School   |                          | 0.0% | 0         |
| St. Joachim and Anne          |                          | 0.0% | 0         |
| St. Joseph's Parish Day       |                          | 0.0% | 0         |
| St. Rose of Lima School       |                          | 0.0% | 0         |
| Other                         |                          | 0.0% | 0         |
| other school (please specify) |                          |      | 0         |
|                               | <b>answered question</b> |      | <b>18</b> |
|                               | <b>skipped question</b>  |      | <b>0</b>  |






| 3. What grade are you in? |  |                  |                |
|---------------------------|--|------------------|----------------|
|                           |  | Response Percent | Response Count |
| 6th                       |  | 0.0%             | 0              |
| 7th                       |  | 100.0%           | 18             |
| 8th                       |  | 0.0%             | 0              |
| 9th                       |  | 0.0%             | 0              |
| 10th                      |  | 0.0%             | 0              |
| 11th                      |  | 0.0%             | 0              |
| 12th                      |  | 0.0%             | 0              |
|                           | <b>answered question</b>   |                  | <b>18</b>      |
|                           | <b>skipped question</b>  |                  | <b>0</b>       |




| 4. How often do you use your computer at home for homework? |   |                          |                |
|---|---|--------------------------|----------------|
|   |   | Response Percent         | Response Count |
| I don't have a computer at home                             |  | 16.7%                    | 3              |
| I don't use my home computer for homework                   |  | 33.3%                    | 6              |
| A few times a year  |  | 16.7%                    | 3              |
| About once a month  |   | 0.0%                     | 0              |
| About once a week   |  | 16.7%                    | 3              |
| Almost every night  |  | 16.7%                    | 3              |
|   |   | <b>answered question</b> | <b>18</b>      |
|   |   | <b>skipped question</b>  | <b>0</b>       |


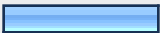



| 5. Compared to last year, this year my teachers are using computers... |   |                          |                |
|--|---|--------------------------|----------------|
|  |   | Response Percent         | Response Count |
| less   |  | 31.3%                    | 5              |
| about the same amount  |  | 62.5%                    | 10             |
| more   |  | 6.3%                     | 1              |
|  |   | <b>answered question</b> | <b>16</b>      |
|  |   | <b>skipped question</b>  | <b>2</b>       |






| 6. Compared to last year, this year students in my grade are using computers... |   |                          |                |
|---|---|--------------------------|----------------|
|   |   | Response Percent         | Response Count |
| less  |  | 22.2%                    | 4              |
| about the same amount   |  | 50.0%                    | 9              |
| more  |  | 27.8%                    | 5              |
|   |   | <b>answered question</b> | <b>18</b>      |
|   |   | <b>skipped question</b>  | <b>0</b>       |





| 7. During this school year, how much time per week did you spend using computers in your class(es)? |  |                          |                |
|---|--|--------------------------|----------------|
|   |  | Response Percent         | Response Count |
| Not at all  |     | 5.6%                     | 1              |
| Less than one period per week   |     | 16.7%                    | 3              |
| 1 or 2 periods (or a double period) per week  |  | 72.2%                    | 13             |
| 3 to 4 periods per week   |   | 5.6%                     | 1              |
| More than 4 periods per week  |  | 0.0%                     | 0              |
|   |  | <b>answered question</b> | <b>18</b>      |
|   |  | <b>skipped question</b>  | <b>0</b>       |




| 8. During this school year, I typed up reports and assignments. |   |                          |                |
|---|---|--------------------------|----------------|
|   |   | Response Percent         | Response Count |
| Never   |  | 35.3%                    | 6              |
| A few times a year  |  | 17.6%                    | 3              |
| About once a month  |  | 35.3%                    | 6              |
| About once a week   |  | 5.9%                     | 1              |
| Almost every day  |  | 5.9%                     | 1              |
|   |   | <b>answered question</b> | <b>17</b>      |
|   |   | <b>skipped question</b>  | <b>1</b>       |

| 9. During this school year, I made spreadsheets and graphs. |   |                          |                |
|---|---|--------------------------|----------------|
|   |   | Response Percent         | Response Count |
| Never   |  | 52.9%                    | 9              |
| A few times a year  |  | 29.4%                    | 5              |
| About once a month  |  | 17.6%                    | 3              |
| About once a week   |   | 0.0%                     | 0              |
| Almost every day  |   | 0.0%                     | 0              |
|   |   | <b>answered question</b> | <b>17</b>      |
|   |   | <b>skipped question</b>  | <b>1</b>       |





| 10. During this school year, I used blogs to communicate with other students and teachers |   |                          |                |
|---|---|--------------------------|----------------|
|   |   | Response Percent         | Response Count |
| Never   |  | 41.2%                    | 7              |
| A few times a year  |  | 23.5%                    | 4              |
| About once a month  |  | 11.8%                    | 2              |
| About once a week   |  | 17.6%                    | 3              |
| Almost every day  |  | 5.9%                     | 1              |
|   |   | <b>answered question</b> | <b>17</b>      |
|   |   | <b>skipped question</b>  | <b>1</b>       |






| 11. During this school year, I did research on the Internet for a report or assignment. |   |                          |                |
|---|---|--------------------------|----------------|
|   |   | Response Percent         | Response Count |
| Never   |  | 11.8%                    | 2              |
| A few times a year  |  | 41.2%                    | 7              |
| About once a month  |  | 17.6%                    | 3              |
| About once a week   |  | 17.6%                    | 3              |
| Almost every day  |  | 11.8%                    | 2              |
|   |   | <b>answered question</b> | <b>17</b>      |
|   |   | <b>skipped question</b>  | <b>1</b>       |





| 12. During this school year, I made a PowerPoint presentation. |   |                          |                |
|--|---|--------------------------|----------------|
|  |   | Response Percent         | Response Count |
| Never  |  | 47.1%                    | 8              |
| A few times a year   |  | 29.4%                    | 5              |
| About once a month   |  | 17.6%                    | 3              |
| About once a week  |  | 5.9%                     | 1              |
| Almost every day   |   | 0.0%                     | 0              |
|  |   | <b>answered question</b> | <b>17</b>      |
|  |   | <b>skipped question</b>  | <b>1</b>       |





| 13. During this school year, I used the computer to make a graphic novel. |  |                          |                |
|---|--|--------------------------|----------------|
|   |  | Response Percent         | Response Count |
| Never   |  | 82.4%                    | 14             |
| A few times a year  |   | 5.9%                     | 1              |
| About once a month  |  | 0.0%                     | 0              |
| About once a week   |   | 11.8%                    | 2              |
| Almost every day  |  | 0.0%                     | 0              |
|   |  | <b>answered question</b> | <b>17</b>      |
|   |  | <b>skipped question</b>  | <b>1</b>       |











| 14. During this school year, I took a test on the computer. |   |                  |                |
|---|---|------------------|----------------|
|   |   | Response Percent | Response Count |
| Never   |  | 5.9%             | 1              |
| A few times a year  |  | 41.2%            | 7              |
| <b>About once a month</b>                                   |  | <b>47.1%</b>     | <b>8</b>       |
| About once a week   |  | 5.9%             | 1              |
| Almost every day  |   | 0.0%             | 0              |
| <b>answered question</b>                                    |   |                  | <b>17</b>      |
| <b>skipped question</b>                                     |   |                  | <b>1</b>       |




| 15. During this school year, I used a computer program to improve my study skills or learning skills. |   |                  |                |
|---|---|------------------|----------------|
|   |   | Response Percent | Response Count |
| <b>Never</b>  |  | <b>29.4%</b>     | <b>5</b>       |
| A few times a year  |  | 23.5%            | 4              |
| <b>About once a month</b>   |  | <b>29.4%</b>     | <b>5</b>       |
| About once a week   |  | 11.8%            | 2              |
| Almost every day  |  | 5.9%             | 1              |
| <b>answered question</b>  |   |                  | <b>17</b>      |
| <b>skipped question</b>   |   |                  | <b>1</b>       |










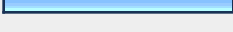

| 16. During this school year, I made or listened to a podcast. |   |                          |                |
|---|---|--------------------------|----------------|
|   |   | Response Percent         | Response Count |
| Never   |  | 47.1%                    | 8              |
| A few times a year  |  | 29.4%                    | 5              |
| About once a month  |  | 17.6%                    | 3              |
| About once a week   |   | 0.0%                     | 0              |
| Almost every day  |  | 5.9%                     | 1              |
|   |   | <b>answered question</b> | <b>17</b>      |
|   |   | <b>skipped question</b>  | <b>1</b>       |

| 17. During this school year, I made or edited a webpage or worked in a web environment, like a wikispace. |   |                          |                |
|---|---|--------------------------|----------------|
|   |   | Response Percent         | Response Count |
| Never   |  | 58.8%                    | 10             |
| A few times a year  |  | 11.8%                    | 2              |
| About once a month  |  | 23.5%                    | 4              |
| About once a week   |   | 0.0%                     | 0              |
| Almost every day  |  | 5.9%                     | 1              |
|   |   | <b>answered question</b> | <b>17</b>      |
|   |   | <b>skipped question</b>  | <b>1</b>       |

| 18. This school year, I collected data using equipment that go with the computer, like probes or PDAs. |   |                  |                |
|--|---|------------------|----------------|
|  |   | Response Percent | Response Count |
| Never  |  | 64.7%            | 11             |
| A few times a year   |  | 23.5%            | 4              |
| About once a month   |  | 5.9%             | 1              |
| About once a week  |  | 5.9%             | 1              |
| Almost every day   |   | 0.0%             | 0              |
| answered question  |   |                  | 17             |
| skipped question   |   |                  | 1              |

| 19. This school year, I made or edited a video or movie. |   |                  |                |
|--|---|------------------|----------------|
|  |   | Response Percent | Response Count |
| Never  |  | 52.9%            | 9              |
| A few times a year                                       |  | 35.3%            | 6              |
| About once a month                                       |   | 0.0%             | 0              |
| About once a week  |  | 5.9%             | 1              |
| Almost every day   |  | 5.9%             | 1              |
| answered question  |   |                  | 17             |
| skipped question   |   |                  | 1              |

| 20. During the past school year, I created or contributed to a web-based map or timeline. |   |                  |                |
|---|---|------------------|----------------|
|   |   | Response Percent | Response Count |
| Never   |  | 52.9%            | 9              |
| A few times a year  |  | 29.4%            | 5              |
| About once a month  |  | 17.6%            | 3              |
| About once a week   |   | 0.0%             | 0              |
| Almost every day  |   | 0.0%             | 0              |
|   | <b><i>answered question</i></b>   |                  | <b>17</b>      |
|   | <b><i>skipped question</i></b>  |                  | <b>1</b>       |

| 21. In which classes do you use technology. (Check all that apply) |   |                                 |                |
|--|---|---------------------------------|----------------|
|  |   | Response Percent                | Response Count |
| Math   |    | 52.9%                           | 9              |
| Sciences   |    | 52.9%                           | 9              |
| English Language Arts  |    | 35.3%                           | 6              |
| Social Studies   |    | 17.6%                           | 3              |
| Art  |    | 11.8%                           | 2              |
| Music  |    | 11.8%                           | 2              |
| Physical Education/Gym   |    | 5.9%                            | 1              |
| ESL or ELL   |    | 5.9%                            | 1              |
| <b>Computer Class</b>  |   | <b>88.2%</b>                    | <b>15</b>      |
| Multi-Media  |    | 35.3%                           | 6              |
| None of the Above  |  | 5.9%                            | 1              |
| Other (please specify)   |   |                                 | 1              |
|  |   | <b><i>answered question</i></b> | <b>17</b>      |
|  |   | <b><i>skipped question</i></b>  | <b>1</b>       |

| 22. How well do you know how to use the following equipment, applications or web sites? |                                 |                   |                 |                  |                |
|---|---------------------------------|-------------------|-----------------|------------------|----------------|
|   | I never tried                   | I know the basics | I'm pretty good | I'm an expert    | Response Count |
| Digital camera or video   | 11.1% (2)                       | 22.2% (4)         | 27.8% (5)       | <b>38.9% (7)</b> | 18             |
| Audacity or GarageBand  | <b>38.9% (7)</b>                | <b>38.9% (7)</b>  | 16.7% (3)       | 5.6% (1)         | 18             |
| iMovie or Movie Maker   | <b>27.8% (5)</b>                | <b>27.8% (5)</b>  | 22.2% (4)       | 22.2% (4)        | 18             |
| Wikispaces  | <b>55.6% (10)</b>               | 22.2% (4)         | 16.7% (3)       | 5.6% (1)         | 18             |
| Teacher/Class Blogs   | 16.7% (3)                       | <b>44.4% (8)</b>  | 22.2% (4)       | 16.7% (3)        | 18             |
| Comic Life  | <b>55.6% (10)</b>               | 27.8% (5)         | 11.1% (2)       | 5.6% (1)         | 18             |
|   | <b><i>answered question</i></b> |                   |                 |                  | <b>18</b>      |
|   | <b><i>skipped question</i></b>  |                   |                 |                  | <b>0</b>       |

| 23. How much do you agree with these statements?   |                          |                   |                   |                |                |                |
|--|--------------------------|-------------------|-------------------|----------------|----------------|----------------|
|  | Strongly Disagree        | Disagree          | Agree             | Strongly Agree | Rating Average | Response Count |
| I am able to learn more when I use computers in my school.                                 | 0.0% (0)                 | <b>38.9% (7)</b>  | 33.3% (6)         | 27.8% (5)      | 2.89           | 18             |
| I work harder on my assignments when I am using a computer.                                | 11.1% (2)                | 27.8% (5)         | <b>38.9% (7)</b>  | 22.2% (4)      | 2.72           | 18             |
| I would be a better student if I got to use technology more in school.                     | 16.7% (3)                | <b>38.9% (7)</b>  | 27.8% (5)         | 16.7% (3)      | 2.44           | 18             |
| Teachers in this school know a lot about how to use computers to help students learn more. | 5.6% (1)                 | 22.2% (4)         | <b>61.1% (11)</b> | 11.1% (2)      | 2.78           | 18             |
| There are enough computers in my school for students to use for their schoolwork.          | 22.2% (4)                | <b>27.8% (5)</b>  | <b>27.8% (5)</b>  | 22.2% (4)      | 2.50           | 18             |
| I am using computers in my class (es) in ways that other students in this school are not.  | 5.6% (1)                 | <b>55.6% (10)</b> | 22.2% (4)         | 16.7% (3)      | 2.50           | 18             |
| I have shown other students how to do things with computers.                               | 0.0% (0)                 | 22.2% (4)         | <b>50.0% (9)</b>  | 27.8% (5)      | 3.06           | 18             |
| I have shown a teacher how to do things with computers.                                    | 5.6% (1)                 | 27.8% (5)         | <b>44.4% (8)</b>  | 22.2% (4)      | 2.83           | 18             |
| I use computers more in my class (es) than other students in this school                   | <b>33.3% (6)</b>         | 27.8% (5)         | 22.2% (4)         | 16.7% (3)      | 2.22           | 18             |
|  | <b>answered question</b> |                   |                   |                |                | <b>18</b>      |
|  | <b>skipped question</b>  |                   |                   |                |                | <b>0</b>       |